

9 Optimization

We'd like to start using calculus to answer questions about functions, other than the question “what can calculus tell us about functions?” One thing we could plausibly ask about the behavior of a function is its extreme values: where is it biggest? Where is it smallest? Where is it big or small relative to nearby points?

9.1 Extreme Values and Critical Points

Definition 9.1. If $f(c) \geq f(x)$ for every x in the domain of f , then $f(c)$ is an *absolute maximum* or *global maximum* for f . We say that f has an absolute maximum at c .

Similarly, if $f(c) \leq f(x)$ for every x in the domain of f , then $f(c)$ is an *absolute minimum* or *global minimum* for f , and f has a global minimum at c .

Absolute maxima and absolute minima are sometimes collectively called *absolute extrema*. (“Extremum” comes from “extreme value,” meaning a value that is very big or small or otherwise unusual).

Note that absolute maxima and minima do not necessarily exist: the function $f(x) = x$ has no absolute maxima or minima on the real line, and $\tan x$ defined between $-\pi/2$ and $\pi/2$ has no absolute extrema. Nor are they necessarily unique; if we define $f(x) = c$ for some constant c , then there is an absolute maximum and an absolute minimum at every point—every point outputs both the largest possible value and the smallest possible value.

Theorem 9.2 (Extreme Value Theorem). *If f is continuous on a closed interval $[a, b]$, then f has an absolute maximum $f(c)$ at some point c in the interval $[a, b]$, and an absolute minimum $f(d)$ at some point d in the interval $[a, b]$.*

Note that both the continuity and the closed-ness are important here. Also, this is another “existence theorem”: it tells us that a global maximum and a global minimum exist, but not anything about where. We can answer this question and find them, but it will require a bit more setup.

We can also look for places where the graph of our function has a peak or a valley, even if it's not the biggest or smallest possible point:

Definition 9.3. If $f(c) \geq f(x)$ for all x near c , we say that $f(c)$ is a *relative maximum* or a *local maximum* for, and that f has a relative maximum at c .

If $f(c) \leq f(x)$ for all x near c , we say that $f(c)$ is a *relative minimum* or a *local minimum* for f , and that f has a relative minimum at c .

Theorem 9.4 (Fermat's Theorem/Critical Point Theorem). *If f has a local extremum at c , and c is not an endpoint of the domain of f , and $f'(c)$ exists, then $f'(c) = 0$.*

Proof. Intuitive idea: If $f'(c) > 0$ then f is increasing, so $f(c+h) > f(c)$ for some small positive h . If $f'(c) < 0$ then f is decreasing, so $f(c+h) > f(c)$ for some small negative h .

To keep things simple, let's suppose f has a local maximum at c , and $f'(c)$ exists. Since $f(c)$ is a local maximum, we know that $f(c) \geq f(c+h)$ for small h , and thus that $f(c+h) - f(c) \leq 0$.

If we take h to be positive, then we can divide both sides by h and we get

$$\frac{f(c+h) - f(c)}{h} \leq 0$$

$$\lim_{h \rightarrow 0^+} \frac{f(c+h) - f(c)}{h} \leq 0.$$

But since $f'(c)$ exists, this limit must be $f'(c)$, so $f'(c) \leq 0$.

If we take h to be negative, then dividing both sides of our inequality by h flips the inequality, and we get

$$\frac{f(c+h) - f(c)}{h} \geq 0$$

$$\lim_{h \rightarrow 0^-} \frac{f(c+h) - f(c)}{h} \geq 0.$$

But since $f'(c)$ exists, this limit must be $f'(c)$, so $f'(c) \geq 0$.

But then $f'(c) \geq 0$ and $f'(c) \leq 0$, so $f'(c) = 0$. □

Remark 9.5. • The converse of this theorem isn't true: you can have points where $f'(c) = 0$ or $f'(c)$ does not exist that are not local extrema.

- Your textbook uses its words slightly differently, and believes that you cannot have a relative extremum at the endpoint of an interval. I think this is poor word choice, but you should be aware of it when reading the textbook.

Definition 9.6. We say that c is a *critical point* of a function f if either $f'(c) = 0$ or $f'(c)$ does not exist.

Then Fermat's theorem says specifically that if f has a local extremum at c , then c is a critical point. (Again, remember that c can be a critical point without being a local extremum).

Example 9.7. • Let $f(x) = x^3 - x$. Then $f'(x) = 3x^2 - 1$; this is defined everywhere, and $f'(x) = 0$ when $x = \pm\frac{\sqrt{3}}{3}$. So the critical points are $\pm\frac{\sqrt{3}}{3}$.

- If $f(x) = x^2$, then $g'(x) = 2x$ and is 0 when $x = 0$. So the only critical point is 0.
- If $h(x) = \sin(x)$ then $h'(x) = \cos(x)$, which is 0 when $x = (n + 1/2)\pi$ for any integer n . Thus the critical points are $\pi/2, 3\pi/2, 5\pi/2, \dots$
- If $f(x) = x^3$ then $f'(x) = 3x^2$ which is 0 when x is 0. Thus the only critical point is at 0.
- If $g(x) = |x|$ then

$$g'(x) = \begin{cases} 1 & x > 0 \\ -1 & x < 0 \\ DNE & x = 0 \end{cases}$$

and thus has a critical point at $x = 0$ since the derivative does not exist there.

- If $f(x) = |x^2 - 4|$ then we know that $|x|$ isn't differentiable at 0, so $f(x)$ won't be differentiable at $x^2 - 4 = 0$ and thus at $x = \pm 2$. We see the derivative of the inside is $2x$, so $f'(x) = \pm 2x = 0$ when $x = 0$, and thus the critical points are 0, ± 2 .

The obvious next question is “how can we determine whether these critical points are a maximum or a minimum or neither?” This is a bit tricky, so we'll hold off for a bit. First we will identify the absolute extrema of a continuous function on a closed interval.

Remember that if f is continuous on $[a, b]$, it must have an absolute maximum and an absolute minimum. By Fermat's theorem, if the absolute extrema are in the interior they must be at critical points. So we can find the absolute extrema by the following method:

1. List all the critical points.
2. Evaluate f at each critical point, and at a and b .
3. The largest value is the maximum and the smallest is the minimum.

Example 9.8. • If $f(x) = x^3 - x$, we saw the critical points are $\pm\sqrt{3}/3$. If we want the absolute maximum on $[0, 2]$, we compute that $f(0) = 0$, $f(2) = 6$, and $f(\sqrt{3}/3) = -2\sqrt{3}/9$. Thus the absolute maximum is 6 at 2 and the absolute minimum is $-2\sqrt{3}/9$ at $\sqrt{3}/3$.

- Consider $g(x) = x^3 - 3x^2 + 1$ on $[-1, 4]$. We have $g'(x) = 3x^2 - 6x = 0$ when $x = 0$ or $x = 2$, so the critical points are 0 and 2. We compute $g(-1) = -3, g(0) = 1, g(2) = -3, g(4) = 17$. Thus the absolute maximum is 17 at 4, and the absolute minimum is -3 at -1 and 2.
- Let $h(x) = 2 \cos t + \sin(2t)$ on $[0, \pi/2]$. Then $h'(x) = -2 \sin(t) + 2 \cos(2t) = 0$ when $\sin(t) = \cos(2t)$. On $[0, \pi/2]$ this happens precisely when $x = \pi/6$, so this is the only critical point. We compute $h(0) = 2, h(\pi/2) = 0, h(\pi/6) = 3\sqrt{3}/2$, so the absolute maximum is $3\sqrt{3}/2$ at $\pi/6$ and the absolute minimum is 0 at $\pi/2$.
- Let $f(x) = \frac{x^2+3}{x-1}$ on $[-2, 0]$. Then we see that

$$f'(x) = \frac{2x(x-1) - 1(x^2+3)}{(x-1)^2} = \frac{x^2 - 2x - 3}{(x-1)^2}$$

does not exist at 1. To test when $f'(x) = 0$ we need only consider the numerator, so we have $0 = x^2 - 2x - 3 = (x-3)(x+1)$ and thus $x = 3$ or $x = -1$. So the critical points are $-1, 1, 3$.

f is continuous on $[-2, 0]$ and so must have global extrema. To find them we only need to look at the critical points in $[-2, 0]$, and thus only at -1 . So we compute $f(0) = -3, f(-1) = -2, f(-2) = -7/3$. Thus the maximum is -2 (at -1) and the minimum is -3 (at 0).

- What about the global extrema of that same function on $[0, 2]$? We already know the critical points, so we need to check 0, 1, 2. We have $f(0) = -3$ and $f(2) = 7$, but $f(1)$ is not defined. In fact the function is not defined everywhere on $[0, 2]$ and so not continuous; it has an asymptote at $x = 1$ and thus no minimum or maximum.

We'd still like to determine what each critical point is like, but for that we will need more tools.

9.2 The Mean Value Theorem

We begin with a theorem called Rolle's Theorem:

Theorem 9.9 (Rolle). *If f is continuous on $[a, b]$ and differentiable on (a, b) , and $f(a) = f(b)$, then there is a point c in (a, b) where $f'(c) = 0$.*

Proof. If f is constant everywhere, then the derivative is 0 everywhere.

By the Extreme Value theorem, f has a global maximum on $[a, b]$. If there is some x in (a, b) with $f(x) > f(a)$, then the maximum is in the interior at some point c , and by Fermat's theorem, since $f'(c)$ must exist, we have $f'(c) = 0$.

If f is not constant, and there is no x with $f(x) > f(a)$, then there is some f with $f(x) < f(a)$. Then f has an absolute minimum in the interior at some point c . By Fermat's theorem $f'(c) = 0$. □

Remark 9.10. We need f to be continuous at the endpoints, but it doesn't have to be differentiable there. Rolle's theorem does guarantee a derivative of zero somewhere in the interior—not just at the endpoints.

Example 9.11. If $f(x)$ represents the height of an object, $f'(x)$ represents its speed. If I throw an object up and wait for it to fall back down to the ground, at some point during the process (at the top of its arc) it's instantaneous velocity will be 0.

Example 9.12. We can prove that $f(x) = x^3 + x - 1$ has exactly one real root.

First we use the Intermediate Value Theorem to show that a root exists at all. f is continuous because it's a polynomial. We see that $f(0) = -1 < 0$ and $f(1) = 1 > 0$, so by the Intermediate Value Theorem there's some a in $(0, 1)$ with $f(a) = 0$. Thus f has at least one real root.

Now suppose $f(b) = 0$ and $b \neq a$. Then f is continuous and differentiable everywhere, and $f(a) = f(b)$, so by Rolle's theorem there's some c in between a and b with $f'(c) = 0$.

But $f'(c) = 3c^2 + 1$, and since $c^2 \geq 0$, we know that $f'(c) \geq 1$ for every c . Thus there's no c with $f'(c) = 0$, so there's no $b \neq a$ with $f(b) = 0$. Thus f has exactly one real root.

Rolle's theorem can be useful, but it's very limited by the need for $f(a) = f(b)$. The Mean Value Theorem lets us lift that restriction.

Theorem 9.13 (Mean Value Theorem). *If f is continuous on $[a, b]$ and differentiable on (a, b) , then there's a c in (a, b) with*

$$f'(c) = \frac{f(b) - f(a)}{b - a}.$$

Proof. We prove this using Rolle's theorem, by writing an altered version of f that satisfies the hypotheses of Rolle's theorem. Define

$$h(x) = f(x) - f(a) - \frac{f(b) - f(a)}{b - a}(x - a).$$

This is basically just taking $f(x)$ and then subtracting off the line from $(a, f(a))$ to $(b, f(b))$. It's clear that

$$h(a) = f(a) - f(a) - \frac{f(b) - f(a)}{b - a}(a - a) = 0 - \frac{f(b) - f(a)}{b - a}0 = 0$$

$$h(b) = f(b) - f(a) - \frac{f(b) - f(a)}{b - a}(b - a) = (f(b) - f(a)) - (f(b) - f(a)) = 0$$

so $h(a) = h(b)$. h is continuous on $[a, b]$ because f is continuous on $[a, b]$, polynomials are continuous, and the sum of two continuous functions is continuous. h is differentiable on (a, b) because f is differentiable on (a, b) , polynomials are differentiable, and the sum of two differentiable functions is differentiable.

Thus h satisfies the hypotheses of Rolle's theorem. Then there's some c in (a, b) with $h'(c) = 0$. But

$$h'(x) = f'(x) - \frac{f(b) - f(a)}{b - a}(1 - 0)$$

$$0 = f'(c) - \frac{f(b) - f(a)}{b - a}$$

$$f'(c) = \frac{f(b) - f(a)}{b - a}$$

as we desired. □

Example 9.14. Earlier in the class, we talked about driving to San Diego. That's about 120 miles, so if it takes me two hours to get there, my average speed is 60 mph. That doesn't mean my speed at each point is 60 mph, though; I might go 90 part of the way and then 20 part of the way while I'm stuck in traffic. But the Mean Value Theorem tells me that at some point during that drive the needle on my speedometer pointed at the 60—which makes sense, since it will do that while I'm accelerating up to 90.

Example 9.15. We can also use the mean value theorem to constrain the possible values for a function. For instance, suppose I have a function f , and all I know is that $f(1) = 10$ and $f'(x) \geq 2$ for every x . Then if I want to know about $f(4)$, I can conclude that there is some c in $(0, 4)$, such that:

$$f'(c) = \frac{f(4) - f(1)}{4 - 1}$$

$$3f'(c) = f(4) - 10$$

$$f(4) = 10 + 3f'(c) \geq 10 + 3 \cdot 2 = 16.$$

Thus $f(4) \geq 16$.

Poll Question 9.2.1. Suppose $|f'(x)| \leq 2$ for all x , and $f(0) = 7$. What do we know about $f(5)$?

We know that for any x , $-2 \leq f'(x) \leq 2$. By the mean value theorem, we have

$$\begin{aligned} f'(c) &= \frac{f(5) - f(0)}{5 - 0} \\ -2 &\leq \frac{f(5) - f(0)}{5 - 0} \leq 2 \\ -10 &\leq f(5) - 7 \leq 10 \\ -3 &\leq f(5) \leq 17. \end{aligned}$$

This corresponds to the intuition that if you're travelling less than 2 miles per hour, you won't get more than ten miles in five hours; and if you start at 7, you'll wind up between -3 and 17 .

Poll Question 9.2.2. Show $f(x) = x^5 + x^3 + x$ has exactly one root.

It's pretty clear that f has a root; we could use the intermediate value theorem, but we can also observe that $f(0) = 0$.

Suppose $f(a) = f(b) = 0$. Then by Rolle's Theorem there is some c with $f'(c) = 0$. But $f'(x) = 5x^4 + 3x^2 + 1 \geq 1$ and thus $f'(c)$ is never zero; so f has at most one root, and thus exactly one root.

More intuitively, $f(x)$ has at most one root because it's always increasing, and so one it gets above zero it can't come back down and hit zero again. Which leads us to discuss the idea of increasing or decreasing functions.

9.3 Increasing or Decreasing functions

We now want to use the Mean Value Theorem to answer our original question, about which critical points are maxima or minima. We start with a definition:

Definition 9.16. We say that f is (*strictly*) *increasing* on an interval (a, b) if, whenever x_1 and x_2 are points in (a, b) and $x_2 > x_1$, then $f(x_2) > f(x_1)$.

We say that f is (*strictly*) *decreasing* on an interval (a, b) if, whenever x_1 and x_2 are points in (a, b) and $x_2 > x_1$, then $f(x_2) < f(x_1)$.

Notice that these definitions make sense if you assume we're moving to the right; an increasing function is one where $f(x)$ increases as x increases.

Proposition 9.17. • If $f'(x) = 0$ for all x in (a, b) , then f is constant on (a, b) .

- If $f'(x) > 0$ for all x in (a, b) , then f is increasing on (a, b) .
- If $f'(x) < 0$ for all x in (a, b) , then f is decreasing on (a, b) .

Proof. Let x_1, x_2 be two points in (a, b) with $x_2 > x_1$. Then since f is differentiable (and thus continuous) everywhere in (a, b) , it is continuous and differentiable everywhere on $[x_1, x_2]$, and by the mean value theorem there is some c with

$$f'(c) = \frac{f(x_2) - f(x_1)}{x_2 - x_1}$$

$$(x_2 - x_1)f'(c) = f(x_2) - f(x_1).$$

- Now, if $f'(x) = 0$ for all x , then $f'(c) = 0$ and thus $f(x_2) - f(x_1) = 0$. This is true for any points x_1 and x_2 , and thus f is constant.
- If $f'(x) > 0$ for all x , then $f'(c) > 0$. Since $x_2 - x_1 > 0$, this implies that $f(x_2) - f(x_1) > 0$. This is true for any points $x_1 < x_2$ and thus f is increasing.
- If $f'(x) < 0$ for all x , then $f'(c) < 0$. Since $x_2 - x_1 < 0$, this implies that $f(x_2) - f(x_1) < 0$. This is true for any points $x_1 < x_2$ and thus f is decreasing.

□

Remark 9.18. This theorem doesn't say anything about intervals where f isn't always differentiable. It also doesn't say anything about intervals where f' switches sign in the middle. In practice, we split the domain of our function up into intervals on which exactly one of these things is happening and study each interval separately.

Example 9.19. Let $f(x) = 3x^4 - 4x^3 - 12x^2 + 5$. Where is f increasing or decreasing?

$f'(x) = 12x^3 - 12x^2 - 24x = 12x(x - 2)(x + 1)$ is 0 when $x = 0, -1, 2$. These three points are the critical points. $f'(x)$ has three factors, and it will be positive when one or all three factors are positive. We make a chart:

	$12x$	$x - 2$	$x + 1$	$f'(x)$
$x < -1$	−	−	−	−
$-1 < x < 0$	−	−	+	+
$0 < x < 2$	+	−	+	−
$2 < x$	+	+	+	+

Thus $f'(x)$ is positive when $-1 < x < 0$ or $2 < x$, so f is increasing on $(-1, 0)$ and on $(2, +\infty)$. $f'(x)$ is negative when $x < -1$ or $0 < x < 2$, so f is increasing on $(-\infty, -1)$ and $(0, 2)$.

9.4 Finding Local Extrema

Can we use this information about increasing and decreasing functions to say something about relative maxima and minima? In fact, assuming f is continuous at c , if f is increasing to the left of a point c and decreasing to the right of c , then it must have a maximum at c . Similarly, if f is decreasing to the left and increasing to the right, it must have a minimum. If it increases on both sides or decreases on both sides, then c is neither a maximum nor a minimum. Therefore:

Proposition 9.20 (First derivative test for extrema). *If c is a critical point of f and f is continuous at c , then*

- *If f' changes from positive to negative at c then f has a relative maximum at c .*
- *If f' changes from negative to positive at c then f has a relative minimum at c .*
- *If f' “changes” from positive to positive or negative to negative at c then f has neither a relative maximum nor a relative minimum at c .*

Remark 9.21. If f' is continuous, the sign of f' actually only *can* change at a critical point by the intermediate value theorem. So we just have to check the sign of f' at one point in between each critical point.

So what does this say about our previous example? We had three critical points, at $-1, 0, 2$. At -1 we saw that f' changed from negative to positive, so f has a relative minimum $f(-1) = 0$ at -1 . Similarly, at 0 f' changed from positive to negative and at 2 f' changed from negative to positive, so f has a relative maximum of $f(0) = 5$ at 0 and a relative minimum of $f(2) = -27$ at 2 .

Example 9.22. Let $g(x) = x + \sin(x)$. Then $g'(x) = 1 + \cos(x)$ is zero precisely when $x = (2n + 1)\pi$ for some integer n . Since we only need to check the sign of g' at one point between each critical point, we check that $g'(2n\pi) = 1 + \cos(2n\pi) = 2$. Thus g' is positive everywhere except at the critical points, so g is increasing everywhere except at the critical points. Thus g has no relative maxima or minima.

Now let $h(x) = x + 2\sin(x)$. We have $h'(x) = 1 + 2\cos(x) = 0$ when $x = 2n\pi + 4\pi/3$ or $x = 2n\pi + 2\pi/3$. We compute that $h'(0) = 3$, $h'(\pi) = -1$, and $h'(2\pi) = 3$. Thus h' changes from positive to negative at $2\pi/3$, so this is a relative maximum. h' changes from negative to positive at $4\pi/3$, so this is a relative minimum.

Example 9.23. Let $f(x) = 2x^3 + 3x^2 - 36x$. Then $f'(x) = 6x^2 + 6x - 36 = 6(x^2 + x - 6) = 6(x + 3)(x - 2)$. The critical points are $-3, 2$. It's not hard to see that f' is positive if $x < -3$, is negative if $-3 < x < 2$, and is positive if $x > 2$. So f is increasing on $(-\infty, -3)$ and $(2, +\infty)$ and is decreasing on $(-3, 2)$.

Therefore f has a local max of $f(-3) = 81$ at -3 and a local min of $f(2) = -44$ at 2 .

Example 9.24. Let $g(x) = e^x - x$. Then $g'(x) = e^x - 1$ which is zero when $x = 0$. For $x < 0$ this is negative so g is decreasing; when $x > 0$ this is positive so g is increasing. Thus there is a local minimum at 0 .

But we'd like to find relative maxima and minima with even less work, which brings us to the subject of concavity.

9.5 Concavity and the Second Derivative Test

Definition 9.25. We say a function f is *concave upward* on an interval (a, b) if every tangent line to a point in (a, b) lies below the graph of f .

We say a function f is *concave downward* on (a, b) if every tangent line to a point in (a, b) lies above the graph of f .

We say a point c is an *inflection point* for a function f if the graph of f changes from concave up to concave down, or concave down to concave up, at c .

Remark 9.26. Functions that are concave upward are curving up, like a bowl. Functions that are concave downward are curving down, like an umbrella.

Example 9.27. Looking at graphs, we can see:

- x^2 is concave upward everywhere. $-x^2$ is concave downward everywhere.
- x^3 is concave downward when $x < 0$ and is concave upward when $x > 0$.
- $\sqrt[3]{x}$ is concave upward when $x < 0$ and concave downward when $x > 0$.
- $\sin(x)$ is concave downward when $0 < x < \pi$ and concave upward when $\pi < x < 2\pi$.

We see that when a function is concave upward, the slopes of its tangent lines are increasing—which means the derivative is increasing. Similarly, a function is concave downward when its derivative is decreasing. But we just showed that we can determine whether a function is increasing or decreasing by looking at its derivative. So we need to study the derivative of the derivative—the second derivative.

Proposition 9.28 (Concavity Test). • If $f''(x) > 0$ for all x in (a, b) , then the graph of f is concave upward on (a, b) .

- If $f''(x) < 0$ for all x in (a, b) , then the graph of f is concave downward on (a, b) .

Remark 9.29. It's not necessarily true that f has an inflection point whenever $f''(x) = 0$. But it often is.

Example 9.30. • $\frac{d}{dx}x^2 = 2x$, so $\frac{d^2}{dx^2}x^2 = 2 > 0$, so x^2 is concave upward everywhere. Similarly, $\frac{d^2}{dx^2} - x^2 = -2 < 0$, so $-x^2$ is concave downward everywhere. Neither function has an inflection point.

- $\frac{d^2}{dx^2}x^3 = 6x$ is positive if $x > 0$ and negative if $x < 0$, so the function is concave upward when $x > 0$ and concave downward when $x < 0$. It has an inflection point when $x = 0$.
- $\frac{d^2}{dx^2}\sqrt[3]{x} = \frac{-2}{9\sqrt[3]{x^5}}$ is negative when $x > 0$ and positive when $x < 0$, so the function is concave upward when $x < 0$ and concave downward when $x > 0$. It has an inflection point when $x = 0$.
- $\frac{d^2}{dx^2}\sin(x) = -\sin(x)$, so $\sin(x)$ is concave upwards precisely when it is positive, and concave downwards when it is negative. It has an inflection point at $0, \pi, 2\pi$, and in general at $n\pi$ for any integer n .
- Consider $f(x) = x^4$. $f''(x) = 12x^2$ is positive everywhere except at 0, so the function is concave upwards everywhere except at 0. $f''(0) = 0$, so the second derivative concavity test doesn't tell us anything. But this isn't an inflection point, because the concavity doesn't change on either side—in fact the function is concave at $x = 0$ as well, as you can see from a graph.

Why do we care? Notice that if f is concave upward then the first derivative is increasing; so if $f'(c) = 0$ and f is concave upwards at c , the derivative is changing from negative to positive, and f has a local minimum at c . A similar argument works for local maxima, and thus:

Proposition 9.31 (The Second Derivative Test). If f'' is continuous near c , then

- If $f'(c) = 0$ and $f''(c) > 0$, then f has a local minimum at c .
- If $f'(c) = 0$ and $f''(c) < 0$, then f has a local maximum at c .

Remark 9.32. • If $f''(c) = 0$ this theorem tells us nothing; almost anything could happen.

We can use the increasing/decreasing function test, or we can use the third and fourth derivatives to give us information.

- This rule only works if $f'(c) = 0$; if $f'(c)$ doesn't exist, then $f''(c)$ certainly doesn't exist and this proposition is not helpful.

Example 9.33. Let $f(x) = x^{2/3}(6-x)^{1/3}$. Where does f have relative maxima and minima? Where is it increasing or decreasing?

$$f'(x) = \frac{4-x}{x^{1/3}(6-x)^{2/3}}$$

$$f''(x) = \frac{-8}{x^{4/3}(6-x)^{5/3}}.$$

Then $f'(x) = 0$ when $x = 4$, and $f'(x)$ does not exist when $x = 0$ or $x = 6$, so these are the three critical points. We can again make a table:

	$4-x$	$x^{1/3}$	$(6-x)^{2/3}$	$f'(x)$
$x < 0$	+	-	+	-
$0 < x < 4$	+	+	+	+
$4 < x < 6$	-	+	+	-
$6 < x$	-	+	+	-

This tells us that f has a minimum of $f(0) = 0$ at 0 and a maximum of $f(4) = 2^{5/3}$ at 4. It doesn't have a local maximum or minimum at 6.

We can also use the second derivative test at 4 (but not 0 or 6—why?). We see that $f''(4) = \frac{-8}{2^{13/3}} = -2^{-4/3} < 0$ so f has a maximum at 4.

Further looking at $f''(x)$, we see that $x^{4/3} \geq 0$ for all x , and $(6-x)^{5/3} > 0$ when $x < 0$ or $0 < x < 6$, and $(6-x)^{5/3} < 0$ when $x > 6$. Thus $f''(x) < 0$ when $x < 6$ except at 0, and $f''(x) > 0$ when $x > 6$. So the function is concave down for $x < 6$ and concave up for $x > 6$, except at the points 0 and 6 where the derivative doesn't exist. There is a point of inflection at 6. This is enough information to sketch a graph of the function.

9.6 Curve sketching

And now we're ready to approach the task of sketching the graph of a function in an organized way. What follows is a good checklist, though not every point is relevant to every function.

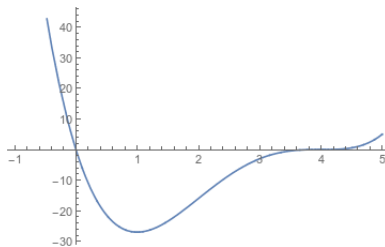
1. Find the domain of the function. If it has holes, what happens near them? Does it go to infinity, or jump, or just skip a point?
2. Find the roots—where does the function hit the x -axis?
3. Find the limits as x goes to $\pm\infty$ —what happens to the function “far away” from 0?
4. Compute f' and find the critical points. It can be helpful to evaluate f at the critical points.
5. Find intervals of increase or decrease. Identify local maxima and minima.
6. Compute f'' if you haven't already. Determine where the function is concave, and find inflection points.
7. Use all this information to sketch a graph of the function.

Example 9.34. Let $f(x) = x(x - 4)^3 = x^4 - 12x^3 + 48x^2 - 64x$. Then:

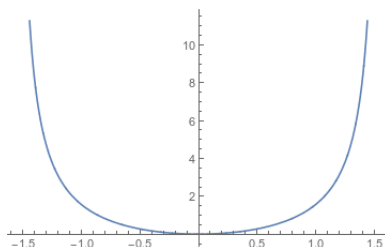
1. The function is a polynomial, so its domain is all real numbers.
2. The function has roots at 0 and 4.
3. $\lim_{x \rightarrow +\infty} f(x) = \lim_{x \rightarrow -\infty} f(x) = +\infty$.
4. $f'(x) = (x - 4)^3 + 3x(x - 4)^2 = (x - 4)^2(4x - 4) = 4(x - 1)(x - 4)^2$. So $f'(x) = 0$ when $x = 1$ or $x = 4$. These are the critical points. $f(1) = -27$ and $f(0) = 0$.
5. Looking at our factorization, it's clear that $f'(x) < 0$ when $x < 1$ and $f'(x) > 0$ when $x > 1$, except $f'(x) = 0$ when $x = 4$. So f is decreasing when $x < 1$ and is increasing when $x > 1$ except at 4. Thus f has a minimum of -27 at 1.
6. $f''(x) = (x - 4)^2 + 2(x - 1)(x - 4) = (x - 4)(3x - 6) = 3(x - 2)(x - 4)$. We see that $f''(x) > 0$ is $x < 2$ or $x > 4$, and $f''(x) < 0$ if $2 < x < 4$. Thus f is concave up on $(-\infty, 2)$ and $(4, +\infty)$, is concave down on $(2, 4)$, and has inflection points at 2 and 4.

Example 9.35. Let $g(x) = x \tan(x)$. Then

1. The domain of g is real numbers except $n\pi + \pi/2$. For simplicity we'll just look at x between $-\pi/2$ and $\pi/2$. $\lim_{x \rightarrow -\pi/2^+} g(x) = +\infty$ and $\lim_{x \rightarrow \pi/2^-} g(x) = +\infty$.
2. The function is 0 when $x = 0$ (and when $x = n\pi$ if we look farther out).

Figure 9.1: The graph of $f(x) = x(x - 4)^3$

3. This isn't applicable since we're not looking out to $\pm\infty$.
4. $g'(x) = \tan(x) + x \sec^2(x) = \frac{\sin(x)\cos(x)+x}{\cos^2(x)}$. It's not hard to see that when $-\pi/2 < x < 0$ then $g'(x) < 0$, and when $0 < x < \pi/2$ then $g'(x) > 0$, and $g'(0) = 0$. So the only critical point is at 0.
5. And we saw that g is decreasing on $(-\pi/2, 0)$ and increasing on $(0, \pi/2)$. Thus g has a local minimum at 0. $g(0) = 0$.
6. $g''(x) = \sec^2(x) + \sec^2(x) + 2x \sec(x) \sec(x) \tan(x) = 2 \sec^2(x)(1 + x \tan(x))$. $x \tan x \geq 0$ on $(-\pi/2, \pi/2)$, so the function is concave up everywhere.

Figure 9.2: The graph of $g(x) = x \tan(x)$

Example 9.36. Let $h(x) = \frac{x+2}{x-1}$.

1. The domain of h is all real numbers except 1. We see that $\lim_{x \rightarrow 1^-} h(x) = -\infty$ and $\lim_{x \rightarrow 1^+} h(x) = +\infty$.
2. The function has a root at $x = -2$.
3. We have $\lim_{x \rightarrow +\infty} h(x) = \lim_{x \rightarrow -\infty} h(x) = 1$. (We can use L'Hôpital's rule or divide the top and bottom by x).
4. We have $h'(x) = \frac{(x-1)-(x+2)}{(x-1)^2} = -3(x-1)^{-2}$. This has no roots and fails to exist when $x = 1$. Thus there are no "real" critical points.

5. We make a chart for increase and decrease:

	-3	$(x - 1)^{-2}$	$h'(x)$
$x < 1$	-	+	-
$1 < x$	-	+	-

Thus h is decreasing everywhere. It has no local maxima or minima.

6. $h''(x) = 6(x - 1)^{-3}$ is positive when $x > 1$ and negative when $x < 1$, so it is concave down on the left, and concave up on the right.

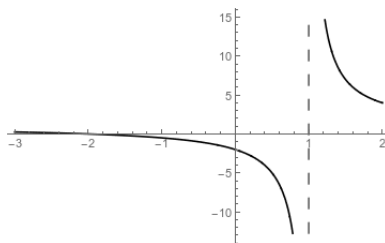


Figure 9.3: The graph of $h(x) = \frac{x+2}{x-1}$

Example 9.37. • $f(x) = x^5 - 4x^3 + 4x + 7$

- $\frac{x^2-1}{x^2-4}$
- $\ln(x^2 - 3x + 2)$
- $\ln(1 + x^2) - x$
- Just picture: $\sin(x) \sin(1.1x)$ from -100 to 100 .

9.7 Optimization

Through most of this section we've been finding the minimum and maximum values of functions purely to understand the functions. But the techniques used to maximize a function are extremely useful in finding optimum inputs to real world processes.

In other words, we're going to do more word problems.

Example 9.38. Suppose we have 2400 feet of fencing and we'd like to build a rectangular fence that encloses the most possible area. How can we do this?

If we have a rectangular fence, then one side will have a length L and another will have a width W . We know that the area $A = W \cdot L$ and that $2W + 2L = 2400$. So we can write $W = 1200 - L$ and see that $A = L(1200 - L)$. We'd like to maximize area.

We observe that our L has to be between 0 and 1200, so we're maximizing the function A on the closed interval $[0, 1200]$. By the extreme value theorem there must be some absolute maximum.

$A' = 1200 - 2L$. We see that the only critical point is $L = 600$. $A(0) = A(1200) = 0$ and $A(600) = 600^2 = 360,000$. $A(600)$ is the largest of these values, and so is the absolute max.

But what if we build the fence against a river, so we only need to build three sides? Then $A = W \cdot L$ but $W + 2L = 2400$, and thus $W = 2400 - 2L$. Then we have $A = L(2400 - 2L)$. A is still a function of L defined on $[0, 1200]$, and we compute $A' = 2400 - 4L$ and the only critical point is $L = 600$, again. $A(0) = A(1200) = 0$, and $A(600) = 600 \cdot 1200 = 720,000$. This last is the largest of the values, and the absolute max.

Example 9.39. Suppose we want to construct a cylindrical can that holds one liter of liquid, and we want to use the least possible metal to construct the can—and thus build the can with the least possible surface area. We have $A = 2\pi r^2 + 2\pi r h$.

To eliminate the h , we note that the can holds one liter or 1000 cm^3 , and thus $\pi r^2 h = 1000$ and $h = \frac{1000}{\pi r^2}$. (We also could have written it as one cubic decimeter, but nobody ever works in decimeters). Thus we have $A = 2\pi r^2 + \frac{2000}{r}$.

$A' = 4\pi r - \frac{2000}{r^2} = \frac{4\pi r^3 - 2000}{r^2} = 0$ when $\pi r^3 = 500$, or when $r = \sqrt[3]{500/\pi}$. So this is the only critical point. Our function A has domain $(0, +\infty)$ so we can't use the extreme value theorem here. But we can see that A' is negative when $r < \sqrt[3]{500/\pi}$ and positive when $r > \sqrt[3]{500/\pi}$, so that must be a global minimum.

(Alternatively: $A'' = 4\pi + \frac{4000}{r^3}$ is always positive, so A is concave upwards everywhere, and has a unique minimum at its critical point).

But now what if the curved material for the sides costs more than the flat material for the ends, and we want to minimize cost? Say the material for the sides costs twice as much as material for the base. Then we have $C = 2\pi r^2 + \frac{4000}{r}$, and $C' = 4\pi r - \frac{4000}{r^2} = 0$ when $\pi r^3 = 1000$, when $r = 10/\sqrt[3]{\pi}$. This is the only critical point, and a similar argument to before shows it must be a global minimum.

We can break down our approach to these problems just as we did for related rates.

1. Draw a picture of the setup.
2. Create notation. Give names to all the quantities involved in the problem. Write down any equations that relate them.
3. Express the quantity you want to maximize or minimize as a function of the other quantities in the problem. Rewrite it so it's a function of a single variable.

4. Take the derivative and find the critical points.
5. Determine the absolute maximum or minimum.
6. Do a sanity check! Does your answer make sense?

Example 9.40. If we have 1200 cm² of cardboard to make a box with a square base and an open top, what is the largest possible volume of the box?

Well, we know that the total surface area of the box is $A = 1200$, and we also know that if the height of the box is h and the length of one of the base sides is b , then the area is $A = b^2 + 4bh$. So we can write $h = \frac{1200 - b^2}{4b}$. We also know that the volume of the box is $V = b^2h$, so we have

$$\begin{aligned}V &= b^2h = b^2 \frac{1200 - b^2}{4b} \\&= 300b - b^3/4 \\V' &= 300 - 3b^2/4 \\300 &= 3b^2/4 \\400 &= b^2 \\20 &= b\end{aligned}$$

so the only critical point occurs at 20. We see that $V(20) = 400 \cdot 10 = 4000$, so this is the largest possible volume of the box. (We can see that this is the absolute maximum via the Extreme Value Theorem, and observing that $V(0) = V(\sqrt{1200}) = 0$.)

Example 9.41. Suppose a man wishes to cross a 20 m river and reach a house on the other side that is 48m downstream. The man can walk at 5 m/s or swim at 3 m/s. What is the optimal path for him to take to reach the house?

The man will swim for some point on the bank of the river, and then walk the other way. Let b be a number in $[0, 48]$ representing how far he travels towards the house. Then he travels $\sqrt{400 + b^2}$ meters in the river, at a speed of 3 m/s, and thus spends $\frac{1}{3}\sqrt{400 + b^2}$ seconds in the river. He then spends $(48 - b)/5$ seconds walking.

So total time spent is

$$\begin{aligned}
 T &= \frac{\sqrt{400 + b^2}}{3} + \frac{48 - b}{5} \\
 T' &= \frac{b}{3\sqrt{400 + b^2}} - \frac{1}{5} \\
 \frac{1}{5} &= \frac{b}{3\sqrt{400 + b^2}} \\
 3\sqrt{400 + b^2} &= 5b \\
 3600 + 9b^2 &= 25b^2 \\
 225 &= b^2 \\
 15 &= b
 \end{aligned}$$

so we have a critical point at $b = 15$. On this path we have $T = 25/3 + 33/5 = (125 + 99)/15 = 224/15 \approx 14.9$ seconds.

What about the two other paths? If we head straight to the house, we travel $\sqrt{48^2 + 20^2} = 52$ meters at a speed of 3 m/s, for a total time of 17.3 seconds. If instead we head straight across the river to begin walking as soon as possible, we travel 20 m at 3 m/s and then 48 m at 5 m/s, for a total time of $20/3 + 48/5 = (100 + 144)/15 = 244/15 \approx 16.3$ seconds. So the shortest path has us swim 25 m and deposits us 33 m from the house.

Example 9.42. A piece of wire 10 m long is going to be cut into two pieces. WE will fold one piece into a square and the other into an equilateral triangle. What is the largest joint area we can enclose? What is the smallest?

Let L be the length of the wire bent into a triangle (so that $10 - L$ is the length of the wire bent into a square). Then the area of the square is $A_1 = (10 - L)^2/16$. The area of the triangle is $bh/2$; the length of the base is $L/3$ and the height of the triangle is $\sin(\pi/3) \cdot L/3 = (1/2) \cdot (\sqrt{3}/2) \cdot L/3 = \sqrt{3}L/12$. So the area of the triangle is $A_2 = (1/2)(L/3)(\sqrt{3}L/6) = L^2\sqrt{3}/36$. Then we have

$$\begin{aligned}
 A &= A_1 + A_2 = (100 - 20L + L^2)/16 + L^2\sqrt{3}/36 \\
 A' &= -5/4 + L/8 + L\sqrt{3}/18 \\
 5/4 &= L/8 + L\sqrt{3}/18 \\
 90 &= 9L + 4\sqrt{3}L \\
 L &= 90/(9 + 4\sqrt{3})
 \end{aligned}$$

This is the only critical point. At that point,

$$A \approx 1.2 + 1.5 = 2.7.$$

But checking the endpoints, if we use all the wire for the square, we have area $A = 100/16 = 6.25$ and if we use all the wire for the triangle we have $A = 100\sqrt{3}/36 \approx 4.8$. So we get the biggest area when we use all the wire for the square, and the smallest if we use $90/(9 + 4\sqrt{3})$ m of wire for the triangle.

9.8 Anti-differentiation

The last sort of inverse problem we'll discuss in this section, and in this course, is the inverse of differentiation.

Definition 9.43. If $F'(x) = f(x)$, we say that F is an *antiderivative* of f .

Notice that the definition says “an antiderivative.” This is because our inverse isn't quite well-defined: If F is an antiderivative of f , then $F + 1$ is also an antiderivative, and in fact so is $F + C$ for any constant C . But it turns out that this is the only ambiguity possible.

Proposition 9.44. *Suppose F and G are both antiderivatives of f . Then $F(x) = G(x) = C$ for some constant C .*

Proof. $(F - G)'(x) = F'(x) - G'(x) = f(x) - f(x) = 0$. So $(F - G)'(x) = 0$ everywhere, and thus (by the Mean Value Theorem!) $(F - G)(x) = C$ is constant for some constant C . Thus $F(x) = G(x) + C$. \square

Definition 9.45. If F is an antiderivative of f , we say that $F(x) + C$ is the *general form* of the antiderivative of f .

This implies that if you find one antiderivative of a function f , then you know all of them, since they only differ by a constant.

Example 9.46. • The general antiderivative of x is $\frac{1}{2}x^2 + C$.

- The general antiderivative of x^r is $\frac{1}{r+1}x^{r+1} + C$ if $r \neq -1$.
- The general antiderivative of $\sin(x)$ is $-\cos(x) + C$.
- The general antiderivative of $\frac{1}{1+x^2}$ is $\arctan(x) + C$.
- Sometimes this is tricky. What's the antiderivative of $\ln(x)$? This isn't easy to see, but we know from this week's homework that $(x \ln(x) - x)' = \ln(x) + 1 - 1 = \ln(x)$, so the antiderivative of $\ln(x)$ is $x \ln(x) - x + C$. In Calculus II we will spend a lot more time on this idea.

We can use antiderivatives for a lot of things. For right now, we'll just observe that they're very useful for studying objects in motion. We know that velocity is the derivative of position, and that acceleration is the derivative of velocity. Conversely, position is an antiderivative of velocity, and velocity is an antiderivative of acceleration.

Example 9.47. Near the surface of the earth, gravity accelerates objects at $-9.8m/s^2$. If an object is dropped from 100 meters up, what equation describes its velocity as a function of time? Its position? When does it hit the ground?

Velocity is an antiderivative of acceleration, so $V(t) = -9.8t + C$ for some constant C . If the object is dropped from a still start, then we know that $V(0) = 0$, which allows us to compute that $C = 0$ and $V(t) = -9.8t$.

Position is an antiderivative of velocity, so $P(t) = -4.9t^2 + C$ for some constant C . We know that $P(0) = 100$ so $C = 100$, and $P(t) = 100 - 4.9t^2$.

The object hits the ground when $P(t) = 0$, that is, when $t = \sqrt{100/4.9} \approx 4.5$. So the object will hit the ground after approximately 4.5 seconds.

Example 9.48. A car brakes with deceleration of $16ft/s^2$ and takes $200ft$ to come to a complete stop. How fast was the car travelling when it hit the brakes?

The car's speed after t seconds is $v(t) = v_0 - 16t$, and thus its position is $p(t) = v_0t - 8t^2$. There is some t such that $v(t) = 0$ and $p(t) = 200$; solving the first equation gives us that $v_0 = 16t$, and thus we have $p(t) = 16t^2 - 8t^2 = 8t^2$. Setting $p(t) = 200$ gives us $t^2 = 25$ and $t = 5$. Since $v_0 - 16t = 0$ this implies that $v_0 = 80$, so the car was going $80ft/s$ when it began braking. This is approximately 55 miles per hour.